



sora

Own your space. Your own space.



Infinite Possibilities in a Boundless Oasis

Sora is the graceful embodiment of flexible spaces. The essence of city living and pastoral carefree nature. Between two worlds, life is abundant. Freeing and empowering you to reimagine all the endless possibilities under a vast blue sky.

Great ideas begin within the space you inhabit. Sora is the key to unlocking all the grand adventures you are about to experience. Live creatively, work comfortably, play passionately.

Own a place that offers you just that.
Somewhere that is truly yours.

Own your space. Your own space.

Sora, the Jewel of the West

With **300m frontage** overlooking the tranquil Jurong Lake Gardens and access to **90 ha of green spaces and recreational zones**, be in the thriving hub of the **410 ha Jurong Lake District** — a place that grows with you, offering holistic experiences and futuristic facilities.



Jurong Lake District



Live, Work, Play, and Learn in the Largest Mixed-Use Business District Outside the City Center

As the second-largest business district, Jurong Lake District extends from Jurong Gateway, south of Jurong Town Hall Road, and houses integrated campuses ranging from sustainable business parks to innovative educational institutions catering to every need.

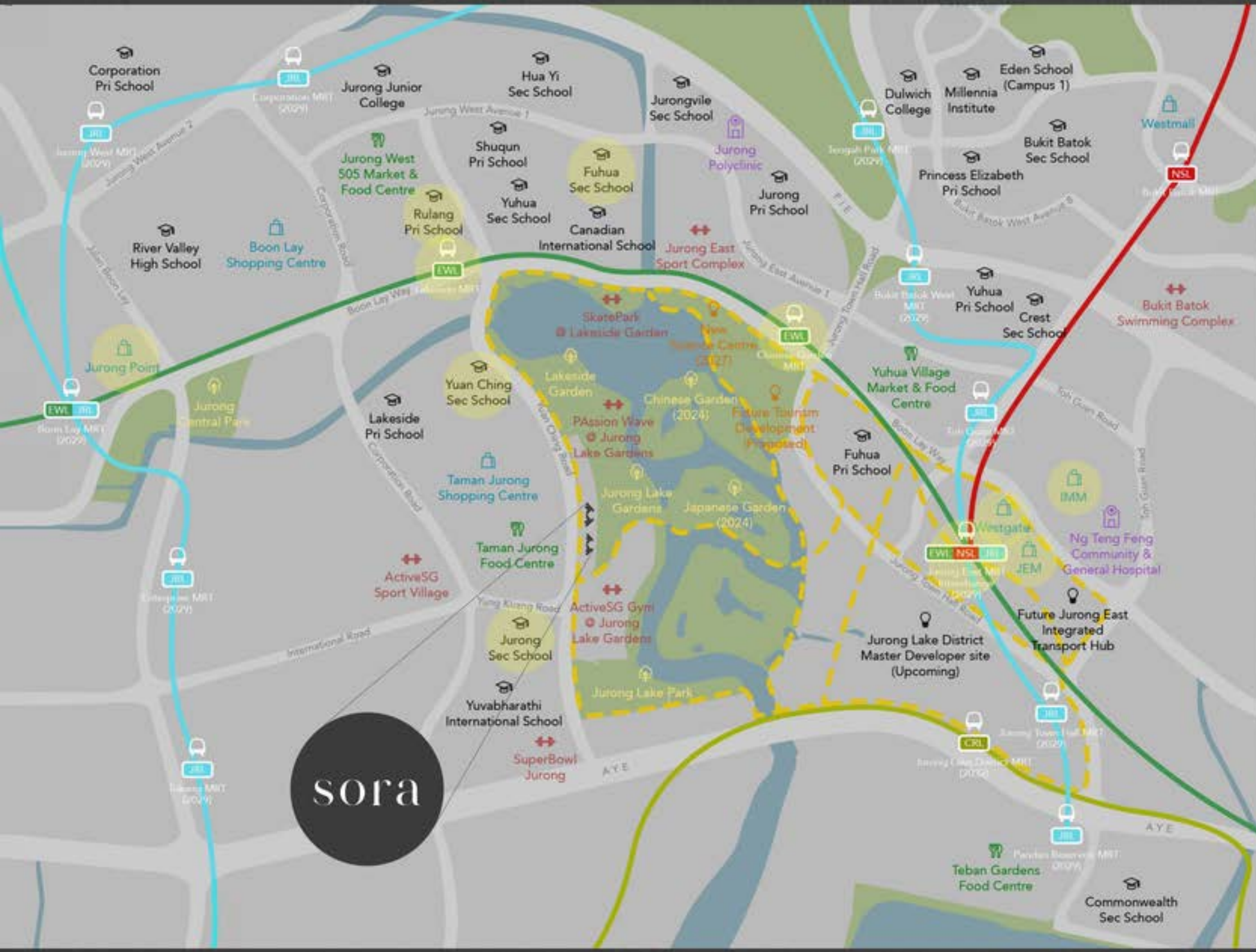
This upcoming precinct will house a 6.5 ha white site in 2024, yielding at least 146,000 sqm of office space, 1,700 residential units, and 73,000 sqm of retail, F&B, entertainment, and hotel space. This integrated development also plays an integral part in URA's Master Plan, offering more than 160 ha of parks and waterbodies with a projected 10,000 new jobs and 20,000 new homes by 2050.

Located right in the center of this, Sora offers its community greater flexibility and opportunities in the way we live, work, play, and learn within Jurong Lake District.

Watch URA's video [here](#)



Source: URA



sora

In the Heart of Jurong Lake Gardens

With abundant nature, a wide range of amenities, an extensive cycling path network, and the upcoming developments in the vicinity, Sora is situated at the confluence of connectivity and community - a neighbourhood quite unlike any other in Singapore.

-  Parks and Gardens
-  Schools
-  ActiveSG and Sport Centres
-  Hospitals
-  Shopping Malls
-  Upcoming Developments
-  F&B
-  Cycling path network

Seamless Connectivity to Major Hubs

Connecting the Jurong Lake District to other major business and education hubs like Woodlands Regional Centre, Paya Lebar Central, and Punggol Digital District are the upcoming Jurong Region Line and the Cross Island Line, slated to be completed in 2029 and 2032 respectively. Along with the nearby East-West Line and North-South Line, this forms a comprehensive transportation network that allows Sora's community to enjoy seamless connectivity.



Drive



MRT



Marina Bay Financial Centre



Jurong East MRT Interchange



Punggol Digital District



Woods Square



Paya Lebar Quarter

Jurong Lake Gardens

Where Nature Meets Innovation

Situated in one of Singapore's 3 national gardens, Jurong Lake Gardens, as well as Jurong Lake District, embraces the allure of nature and all that it has to offer.

Comprising several gardens, an ActiveSG Gym, a 10 km river promenade, along with new developments like the upcoming Science Centre (2027) and the Future Tourism Development all at your doorstep, Sora is home to the nature lover, the active individual, the innovative executive, and the families.



1. Lakeside Garden



2. Chinese Garden (2024)



3. Japanese Garden (2024)



4. Northshore



Jurong Lake Gardens



Award Winning Architect Zaha Hadid Architects and Architects 61

5. New Science Centre (2027)



6. Future Tourism Development



7. Starbucks @ Lakeside House



8. ActiveSG Park



Forest Ramble Playground

Nature & Recreation

Indulge in leisurely walks, wholesome fun, and revel in an exciting host of events all year round at one of Singapore's 3 national gardens, Jurong Lake Gardens, right at your doorstep.



Rasau Walk



Butterfly Maze



Jurong Lake Gardens



Sports & Lifestyle

Invigorate the mind, body and soul. Whether it's indoors or outdoors, cultivate a fitness routine that works for you. Chase passionate hobbies that keep your inner fire burning.



Dining & Retail

From authentic local fare to international cuisines, a repertoire of delicacies await you. Jurong Gateway's vibrant leisure hubs also include JEM, Westgate and IMM.



Westgate



JEM



Taman Jurong Food Centre



Starbucks @ Lakeside House



Nanyang Technological University



Rulang Primary School



National University of Singapore



Canadian International School

Education

Schools, tuition centres and research institutes make up the neighbourhood's rich academic tapestry.

Post-secondary and tertiary institutions include NTU, NUS, SUSS and more, just a 20-min drive away.

Nearby primary and secondary schools include:

- Jurong Secondary
- Yuan Ching Secondary
- Lakeside Primary
- River Valley High

International schools and colleges including:

- Canadian International
- Yuvabharathi International
- Dulwich College

Architecture
Inspired by the
Harmony of Nature



1st Storey Site Plan

- A Tranquility Garden**
 - 1 The Creek
 - 2 Social Pavilion
 - 3 Tea Pavilion
 - 4 Coffee Pavilion
 - 5 BBQ Pavilion 01
 - 6 Pets' Corner
 - 7 Bicycle Park
 - 8 Dining Lounge
- B Rejuvenation Corridor**
 - 9 Chess Garden
 - 10 Swing Garden
 - 11 Wellness Lawn
 - 12 Bamboo Forest Camping
 - 13 Fitness Court
 - 14 The Central Gate
- C The Moonlight Atrium**
 - 15 Moonlight Lobby
 - 16 The Library
 - 17 Oasis Function Room
 - 18 Feature Plant
 - 19 Moon Gate Atrium
 - 20 Pool Deck
 - 21 Serenity Pool
- D Zen Court**
 - 22 Spa House
 - 23 Zen Courtyard
 - 24 Bamboo Corridor
 - 25 Lantern Lawn
 - 26 The Forest Adventure Play
 - 27 Forest Putting Green
 - 28 Forest Cardio
 - 29 Firefly Forest
 - 30 Rabbit Hole
 - 31 Rabbit Mount
 - 32 Adventure Log Trail
 - 33 Heliconia Tunnel
 - 34 Adventure Tree House
 - 35 Family Pavilion
 - 36 Games Room
 - 37 Mini Theatre & Karaoke Room
- E Connection Cove**
 - 38 The Cabin
 - 39 Gymnasium
 - 40 Family Lawn
 - 41 Social Deck
 - 42 Family Deck
 - 43 Kid's Pool
 - 44 Family Pool
 - 45 BBQ Pavilion 02
 - 46 Tennis Court
 - 47 Water Feature

Sky 360 Site Plan

- F Lagoon Observatory**
 - 48 Sky Lounge
 - 49 Social Pod
 - 50 Community Garden
 - 51 Relaxation Lounge
 - 52 The Hang Out
 - 53 Boxing Area
- G Sunrise Dome**
 - 54 Social Pod
 - 55 Community Garden
 - 56 Hammock Alcove
 - 57 Sky Bed
 - 58 Rejuvenating Deck
- H Moonrise Gazebo**
 - 59 Sky Bar
 - 60 Vista Co Work
 - 61 Relaxation Deck
 - 62 Tea House
 - 63 Tai Chi Deck
 - 64 Community Garden
- I Lakescape Lookout**
 - 65 Family Lounge
 - 66 Stargazing Lawn
 - 67 Relaxation Lounge
 - 68 Boutique Lawn
 - 69 Yoga Deck
 - 70 Sky Dining
 - 71 Community Garden
- 5G Side Gate**



Sora

From the grand Moonlight Lobby to the wave-inspired Sky 360 promising the most stunning views on the horizon, indulge in Sora's over 60 facilities.



Artist's Impression

Moonlight Lobby

Let the spirit of grandeur take your breath away as Sora's magnificent entranceway welcomes you home.



Artist's Impression

Moon Gate Atrium

Embrace the pleasure of waiting,
as our stunning lobby fills your
heart with peace and joy.



Artist's Impression

Serenity Pool

Immerse in a haven of tranquillity, where our pristine waters are a centrepiece of luxury living.



Artist's Impression

Serenity Pool

Rejuvenate, unwind and reflect in the 50 m pool nestled away in peaceful surrounds.



Artist's Impression

Family Pool

Kick back and unwind with a drink or a couple of friends—in your perfect spot, poolside.



The Creek

Lounge in the cool shade, forging true connections over calming tea and breezy conversation.



Artist's Impression

BBQ Pavilion 02

Host your next event in our sheltered, poolside function rooms and gather with friends and family—all in the privacy of your own space.



Artist's Impression

The Cabin

Get cosy and collect your thoughts while enjoying wide views in this rustic yet luxurious shared space.



Artist's Impression

Bamboo Forest Camping

Relax in the great outdoors without even having to leave home.
Each area is intentionally designed to showcase its natural
surroundings, while catering to every lifestyle and purpose.



The Forest Adventure Play

Dive into the wonders of exploring and playing within natural surroundings.



Zen Courtyard

When the scenery inspires architecture,
nature becomes art.



Artist's Impression

Sky 360

As the sun sets, bask in panoramic rooftop views over a delicious barbecue or a good old potluck for the perfect weekend.



Express Yourself Freely

Be bound by nothing, immerse in everything. Flexible spaces are the homes of the future. Design-led living spaces become a canvas for your dreams. From 1-bedroom to 5-bedroom units, Sora offers a configuration for every lifestyle and need.



A Home that Pampers and Pleases

Smart Home for an Effortless Lifestyle



Smart Home Gateway

Remotely control your smart devices through the smart home app to create a connected and intelligent home experience.



Smart Invite

Ensure your guests a hassle-free visit when you pre-register them and generate a QR code invite for easy entry.



Smart Digital Lockset

Enjoy the convenience of locking or unlocking your door remotely via PIN code, biometrics, or RFID access cards or key tags.



Smart Booking

Make plans in advance by checking on the booking availability of facilities and receiving instant booking confirmation.



Smart Air Con Controls

Prepare to step into your cool space on a hot day by switching on the air-conditioner remotely on your way home.



Smart Audio Video Telephony

Effortlessly grant access to your guests and let them in with a simple tap once they signal their arrival at the lift lobby.









Carefully Curated Touches for Your Home

Each apartment is tastefully appointed with elegant finishes and fittings from sophisticated glazed tiles and quality vinyl flooring to stylish bathroom fittings from Geberit, Grohe, and Duravit.

For those who like to cook up a storm, the kitchen is also outfitted with a suite of appliances from Electrolux.

Unit Distribution

Legend:

 1-Bedroom + Study	 3-Bedroom Premium
 2-Bedroom Deluxe	 3-Bedroom Premium + Study
 2-Bedroom Deluxe + Study	 4-Bedroom Luxury
 3-Bedroom Deluxe	 5-Bedroom Luxury

72 Yuan Ching Road Singapore 619601

Floor						
Unit	1	2	3	4	5	6
12	C2-T				C3S-T	B1-T
11	C2	B3S-T		C1-T	C3S	B1
10	C2	B3S	C5S-T	C1	C3S	B1
9	C2	B3S	C5S	C1	C3S	B1
8	C2	B3S	C5S	C1	C3S	B1
7	C2	B3S	C5S	C1	C3S	B1
6	C2	B3S	C5S	C1	C3S	B1
5	C2	B3S	C5S	C1	C3S	B1
4	C2	B3S	C5S	C1	C3S	B1
3	C2	B3S	C5S	C1	C3S	B1
2	C2	B3S	C5S	C1	C3S	B1
1	C2-P	B3S-P	C5S-P	C1-P	C3S-P	B1-P

74 Yuan Ching Road Singapore 619602

Floor						
Unit	7	8	9	10	11	12
12	B1-T	C3S-T				C2-T
11	B1	C3S	C1-T		B3S-T	C2
10	B1	C3S	C1	C5S-T	B3S	C2
9	B1	C3S	C1	C5S	B3S	C2
8	B1	C3S	C1	C5S	B3S	C2
7	B1	C3S	C1	C5S	B3S	C2
6	B1	C3S	C1	C5S	B3S	C2
5	B1	C3S	C1	C5S	B3S	C2
4	B1	C3S	C1	C5S	B3S	C2
3	B1	C3S	C1	C5S	B3S	C2
2	B1	C3S	C1	C5S	B3S	C2
1	B1-P	C3S-P	C1-P	C5S-P	B3S-P	C2-P

76 Yuan Ching Road Singapore 619603

Floor								
Unit	13	14	15	16	17	18	19	20
20	A1S-T	C2-T				B3S-T	C4S-T	B2-T
19	A1S	C2	B4S-T		B3S-T	B3S	C4S	B2
18	A1S	C2	B4S	E1-T	B3S	B3S	C4S	B2
17	A1S	C2	B4S	E1	B3S	B3S	C4S	B2
16	A1S	C2	B4S	E1	B3S	B3S	C4S	B2
15	A1S	C2	B4S	E1	B3S	B3S	C4S	B2
14	A1S	C2	B4S	E1	B3S	B3S	C4S	B2
13	A1S	C2	B4S	E1	B3S	B3S	C4S	B2
12	A1S	C2	B4S	E1	B3S	B3S	C4S	B2
11	A1S	C2	B4S	E1	B3S	B3S	C4S	B2
10	A1S	C2	B4S	E1	B3S	B3S	C4S	B2
9	A1S	C2	B4S	E1	B3S	B3S	C4S	B2
8	A1S	C2	B4S	E1	B3S	B3S	C4S	B2
7	A1S	C2	B4S	E1	B3S	B3S	C4S	B2
6	A1S	C2	B4S	E1	B3S	B3S	C4S	B2
5	A1S	C2	B4S	E1	B3S	B3S	C4S	B2
4	A1S	C2	B4S	E1	B3S	B3S	C4S	B2
3	A1S	C2	B4S	E1	B3S	B3S	C4S	B2
2		C2	B4S	E1	B3S	B3S	C4S	
1		C2-P	B4S-P	E1-P	B3S-P	B3S-P	C4S-P	

78 Yuan Ching Road Singapore 619604

Floor								
Unit	21	22	23	24	25	26	27	28
20	B2-T	C4S-T	B3S-T				C2-T	A1S-T
19	B2	C4S	B3S	B3S-T		B4S-T	C2	A1S
18	B2	C4S	B3S	B3S	D1-T	B4S	C2	A1S
17	B2	C4S	B3S	B3S	D1	B4S	C2	A1S
16	B2	C4S	B3S	B3S	D1	B4S	C2	A1S
15	B2	C4S	B3S	B3S	D1	B4S	C2	A1S
14	B2	C4S	B3S	B3S	D1	B4S	C2	A1S
13	B2	C4S	B3S	B3S	D1	B4S	C2	A1S
12	B2	C4S	B3S	B3S	D1	B4S	C2	A1S
11	B2	C4S	B3S	B3S	D1	B4S	C2	A1S
10	B2	C4S	B3S	B3S	D1	B4S	C2	A1S
9	B2	C4S	B3S	B3S	D1	B4S	C2	A1S
8	B2	C4S	B3S	B3S	D1	B4S	C2	A1S
7	B2	C4S	B3S	B3S	D1	B4S	C2	A1S
6	B2	C4S	B3S	B3S	D1	B4S	C2	A1S
5	B2	C4S	B3S	B3S	D1	B4S	C2	A1S
4	B2	C4S	B3S	B3S	D1	B4S	C2	A1S
3	B2	C4S	B3S	B3S	D1	B4S	C2	A1S
2		C4S	B3S	B3S	D1	B4S	C2	
1		C4S-P	B3S-P	B3S-P	D1-P	B4S-P	C2-P	

1-Bedroom + Study

A15

Area: 50 sqm (including 3 sqm A/C Ledge, 4 sqm Balcony)
Unit(s): #03-13* to #19-13*
 #03-28 to #19-28



1-Bedroom + Study

A15-T

Area: 64 sqm (including 3 sqm A/C Ledge, 4 sqm Balcony, 14 sqm Void)
Unit(s): #20-13*
 #20-28



DOTTED LINE DENOTES VOID AREA OF 14 SQM ABOVE LIVING AND DINING, WHICH IS PART OF THE STRATA AREA

Note: *Mirror Image

Plans are subject to change/amendments as may be required and/or approved by the Developer and/or the relevant authorities and do not form part of any offer or contract. These are not drawn to scale and are for the purpose of visual presentation only. The balcony shall not be enclosed unless with the approved balcony screen. For an illustration of the approved balcony screen, please refer to APPROVED BALCONY SCREEN DESIGN page of this brochure.



Note: *Mirror Image

Plans are subject to change/amendments as may be required and/or approved by the Developer and/or the relevant authorities and do not form part of any offer or contract. These are not drawn to scale and are for the purpose of visual presentation only. The balcony shall not be enclosed unless with the approved balcony screen. For an illustration of the approved balcony screen, please refer to APPROVED BALCONY SCREEN DESIGN page of this brochure.



2-Bedroom Deluxe

B1

Area: 60 sqm (including 4 sqm A/C Ledge, 5 sqm Balcony)
Unit(s): #02-06* to #11-06*
 #02-07 to #11-07



B1.P

Area: 60 sqm (including 4 sqm A/C Ledge, 5 sqm PES)
Unit(s): #01-06*, #01-07



Note: *Mirror Image

Plans are subject to change/amendments as may be required and/or approved by the Developer and/or the relevant authorities and do not form part of any offer or contract. These are not drawn to scale and are for the purpose of visual presentation only. The balcony shall not be enclosed unless with the approved balcony screen. For an illustration of the approved balcony screen, please refer to APPROVED BALCONY SCREEN DESIGN page of this brochure.



2-Bedroom Deluxe

B1-T

Area: 75 sqm (including 4 sqm A/C Ledge, 5 sqm Balcony, 15 sqm Void)
Unit(s): #12-06*
 #12-07



DOTTED LINE DENOTES VOID AREA OF 15 SQM ABOVE LIVING AND DINING, WHICH IS PART OF THE STRATA AREA.

Note: *Mirror Image

Plans are subject to change/amendments as may be required and/or approved by the Developer and/or the relevant authorities and do not form part of any offer or contract. These are not drawn to scale and are for the purpose of visual presentation only. The balcony shall not be enclosed unless with the approved balcony screen. For an illustration of the approved balcony screen, please refer to APPROVED BALCONY SCREEN DESIGN page of this brochure.



2-Bedroom Deluxe

B2

Area: 62 sqm (including 4 sqm A/C Ledge, 5 sqm Balcony)
Unit(s): #03-20* to #19-20*
 #03-21 to #19-21



Note: *Mirror Image

Plans are subject to change/amendments as may be required and/or approved by the Developer and/or the relevant authorities and do not form part of any offer or contract. These are not drawn to scale and are for the purpose of visual presentation only. The balcony shall not be enclosed unless with the approved balcony screen. For an illustration of the approved balcony screen, please refer to APPROVED BALCONY SCREEN DESIGN page of this brochure.



2-Bedroom Deluxe

B2-T

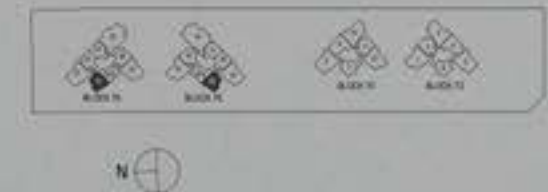
Area: 75 sqm (including 4 sqm A/C Ledge, 5 sqm Balcony, 13 sqm Void)
Unit(s): #20-20*
 #20-21



DOTTED LINE DENOTES VOID AREA OF 13 SQM ABOVE LIVING AND DINING, WHICH IS PART OF THE STRATA AREA

Note: *Mirror Image

Plans are subject to change/amendments as may be required and/or approved by the Developer and/or the relevant authorities and do not form part of any offer or contract. These are not drawn to scale and are for the purpose of visual presentation only. The balcony shall not be enclosed unless with the approved balcony screen. For an illustration of the approved balcony screen, please refer to APPROVED BALCONY SCREEN DESIGN page of this brochure.



2-Bedroom Deluxe + Study

B3S

Area: 68 sqm (including 4 sqm A/C Ledge, 5 sqm Balcony)

Unit(s): #02-02* to #10-02*

- #02-11 to #10-11
- #02-17 to #18-17
- #02-18* to #19-18*
- #02-23 to #19-23
- #02-24* to #18-24*



B3S-P

Area: 68 sqm (including 4 sqm A/C Ledge, 5 sqm PES)

Unit(s): #01-02*

- #01-11
- #01-17
- #01-18*
- #01-23
- #01-24*



Note: *Mirror Image

Plans are subject to change/amendments as may be required and/or approved by the Developer and/or the relevant authorities and do not form part of any offer or contract. These are not drawn to scale and are for the purpose of visual presentation only. The balcony shall not be enclosed unless with the approved balcony screen. For an illustration of the approved balcony screen, please refer to APPROVED BALCONY SCREEN DESIGN page of this brochure.



2-Bedroom Deluxe + Study

B3S-T

Area: 85 sqm (including 4 sqm A/C Ledge, 5 sqm Balcony, 17 sqm Void)

Unit(s): #11-02*

- #11-11
- #19-17
- #20-18*
- #20-23
- #19-24*



DOTTED LINE DENOTES VOID AREA OF 17 SQM ABOVE LIVING AND DINING WHICH IS PART OF THE STRATA AREA

Note: *Mirror Image

Plans are subject to change/amendments as may be required and/or approved by the Developer and/or the relevant authorities and do not form part of any offer or contract. These are not drawn to scale and are for the purpose of visual presentation only. The balcony shall not be enclosed unless with the approved balcony screen. For an illustration of the approved balcony screen, please refer to APPROVED BALCONY SCREEN DESIGN page of this brochure.



2-Bedroom Deluxe + Study

B4S

Area: 68 sqm (including 4 sqm A/C Ledge, 5 sqm Balcony)
Unit(s): #02-15* to #18-15*
 #02-26 to #18-26



2-Bedroom Deluxe + Study

B4S-T

Area: 85 sqm (including 4 sqm A/C Ledge, 5 sqm Balcony, 17 sqm Void)
Unit(s): #19-15*
 #19-26



DOTTED LINE DENOTES VOG AREA OF 17 SQM ABOVE LIVING AND DINING, WHICH IS PART OF THE STRATA AREA

B4S-P

Area: 68 sqm (including 4 sqm A/C Ledge, 5 sqm PES)
Unit(s): #01-15*
 #01-26



Note: *Mirror Image

Plans are subject to change/amendments as may be required and/or approved by the Developer and/or the relevant authorities and do not form part of any offer or contract. These are not drawn to scale and are for the purpose of visual presentation only. The balcony shall not be enclosed unless with the approved balcony screen. For an illustration of the approved balcony screen, please refer to APPROVED BALCONY SCREEN DESIGN page of this brochure.



Note: *Mirror Image

Plans are subject to change/amendments as may be required and/or approved by the Developer and/or the relevant authorities and do not form part of any offer or contract. These are not drawn to scale and are for the purpose of visual presentation only. The balcony shall not be enclosed unless with the approved balcony screen. For an illustration of the approved balcony screen, please refer to APPROVED BALCONY SCREEN DESIGN page of this brochure.



3-Bedroom Deluxe

C1

Area: 87 sqm (including 6 sqm A/C Ledge, 5 sqm Balcony)
Unit(s): #02-04* to #10-04*
 #02-09 to #10-09



C1-F

Area: 87 sqm (including 6 sqm A/C Ledge, 5 sqm PES)
Unit(s): #01-04*
 #01-09



Note: *Mirror Image

Plans are subject to change/amendments as may be required and/or approved by the Developer and/or the relevant authorities and do not form part of any offer or contract. These are not drawn to scale and are for the purpose of visual presentation only. The balcony shall not be enclosed unless with the approved balcony screen. For an illustration of the approved balcony screen, please refer to APPROVED BALCONY SCREEN DESIGN page of this brochure.



3-Bedroom Deluxe

C1-1

Area: 104 sqm (including 6 sqm A/C Ledge, 5 sqm Balcony, 17 sqm Void)
Unit(s): #11-04*
 #11-09



DOTTED LINE DEVOTES VOID AREA OF 17 SQM ABOVE LIVING AND DINING, WHICH IS PART OF THE STRATA AREA

Note: *Mirror Image

Plans are subject to change/amendments as may be required and/or approved by the Developer and/or the relevant authorities and do not form part of any offer or contract. These are not drawn to scale and are for the purpose of visual presentation only. The balcony shall not be enclosed unless with the approved balcony screen. For an illustration of the approved balcony screen, please refer to APPROVED BALCONY SCREEN DESIGN page of this brochure.



3-Bedroom Premium

C2

Area: 102 sqm (including 7 sqm A/C Ledge, 7 sqm Balcony)

Unit(s): #02-01* to #11-01*

#02-12 to #11-12

#02-14* to #19-14*

#02-27 to #19-27



C2-P

Area: 102 sqm (including 7 sqm A/C Ledge, 7 sqm PES)

Unit(s): #01-01*

#01-12

#01-14*

#01-27



Note: *Mirror Image

Plans are subject to change/amendments as may be required and/or approved by the Developer and/or the relevant authorities and do not form part of any offer or contract. These are not drawn to scale and are for the purpose of visual presentation only. The balcony shall not be enclosed unless with the approved balcony screen. For an illustration of the approved balcony screen, please refer to APPROVED BALCONY SCREEN DESIGN page of this brochure.



3-Bedroom Premium

C2-T

Area: 122 sqm (including 7 sqm A/C Ledge, 7 sqm Balcony, 20 sqm Void)

Unit(s): #12-01*

#12-12

#20-14*

#20-27



DOTTED LINE DENOTES VOID AREA OF 20 SQM ABOVE LIVING AND DINING WHICH IS PART OF THE STRATA AREA

Note: *Mirror Image

Plans are subject to change/amendments as may be required and/or approved by the Developer and/or the relevant authorities and do not form part of any offer or contract. These are not drawn to scale and are for the purpose of visual presentation only. The balcony shall not be enclosed unless with the approved balcony screen. For an illustration of the approved balcony screen, please refer to APPROVED BALCONY SCREEN DESIGN page of this brochure.



3-Bedroom Premium + Study

C35

Area: 107 sqm (including 7 sqm A/C Ledge, 7 sqm Balcony)
Unit(s): #02-05* to #11-05*
 #02-08 to #11-08



C35-P

Area: 107 sqm (including 7 sqm A/C Ledge, 7 sqm PES)
Unit(s): #01-05*
 #01-08



Note: *Mirror Image

Plans are subject to change/amendments as may be required and/or approved by the Developer and/or the relevant authorities and do not form part of any offer or contract. These are not drawn to scale and are for the purpose of visual presentation only. The balcony shall not be enclosed unless with the approved balcony screen. For an illustration of the approved balcony screen, please refer to APPROVED BALCONY SCREEN DESIGN page of this brochure.



3-Bedroom Premium + Study

C35-T

Area: 127 sqm (including 7 sqm A/C Ledge, 7 sqm Balcony, 20 sqm Void)
Unit(s): #12-05*
 #12-08



DOTTED LINE DENOTES VOID AREA OF 20 SQM ABOVE LIVING AND DINING, WHICH IS PART OF THE STRATA AREA

Note: *Mirror Image

Plans are subject to change/amendments as may be required and/or approved by the Developer and/or the relevant authorities and do not form part of any offer or contract. These are not drawn to scale and are for the purpose of visual presentation only. The balcony shall not be enclosed unless with the approved balcony screen. For an illustration of the approved balcony screen, please refer to APPROVED BALCONY SCREEN DESIGN page of this brochure.



3-Bedroom Premium + Study

C4S

Area: 108 sqm (including 7 sqm A/C Ledge, 7 sqm Balcony)
Unit(s): #02-19* to #19-19*
 #02-22 to #19-22



C4S-P

Area: 108 sqm (including 7 sqm A/C Ledge, 7 sqm PES)
Unit(s): #01-19*
 #01-22



Note: *Mirror Image

Plans are subject to change/amendments as may be required and/or approved by the Developer and/or the relevant authorities and do not form part of any offer or contract. These are not drawn to scale and are for the purpose of visual presentation only. The balcony shall not be enclosed unless with the approved balcony screen. For an illustration of the approved balcony screen, please refer to APPROVED BALCONY SCREEN DESIGN page of this brochure.



3-Bedroom Premium + Study

C4S-T

Area: 128 sqm (including 7 sqm A/C Ledge, 7 sqm Balcony, 20 sqm Void)
Unit(s): #20-19*
 #20-22



DOTTED LINE DEMOTES VOID AREA OF 20 SQM ABOVE LIVING AND DINING WHICH IS PART OF THE STRATA AREA

Note: *Mirror Image

Plans are subject to change/amendments as may be required and/or approved by the Developer and/or the relevant authorities and do not form part of any offer or contract. These are not drawn to scale and are for the purpose of visual presentation only. The balcony shall not be enclosed unless with the approved balcony screen. For an illustration of the approved balcony screen, please refer to APPROVED BALCONY SCREEN DESIGN page of this brochure.



3-Bedroom Premium + Study

CSS

Area: 111 sqm (including 7 sqm A/C Ledge, 7 sqm Balcony)
Unit(s): #02-03* to #09-03*
 #02-10 to #09-10



CSS-P

Area: 111 sqm (including 7 sqm A/C Ledge, 7 sqm PES)
Unit(s): #01-03*
 #01-10



Note: *Mirror Image

Plans are subject to change/amendments as may be required and/or approved by the Developer and/or the relevant authorities and do not form part of any offer or contract. These are not drawn to scale and are for the purpose of visual presentation only. The balcony shall not be enclosed unless with the approved balcony screen. For an illustration of the approved balcony screen, please refer to APPROVED BALCONY SCREEN DESIGN page of this brochure.



3-Bedroom Premium + Study

CSS-T

Area: 131 sqm (including 7 sqm A/C Ledge, 7 sqm Balcony, 20 sqm Void)
Unit(s): #10-03*
 #10-10



Note: *Mirror Image

Plans are subject to change/amendments as may be required and/or approved by the Developer and/or the relevant authorities and do not form part of any offer or contract. These are not drawn to scale and are for the purpose of visual presentation only. The balcony shall not be enclosed unless with the approved balcony screen. For an illustration of the approved balcony screen, please refer to APPROVED BALCONY SCREEN DESIGN page of this brochure.



4-Bedroom Luxury

D1

Area: 142 sqm (including 9 sqm A/C Ledge, 12 sqm Balcony)
Unit(s): #02-25 to #17-25



D1-P

Area: 142 sqm (including 9 sqm A/C Ledge, 12 sqm PES)
Unit(s): #01-25



Note: *Mirror Image

Plans are subject to change/amendments as may be required and/or approved by the Developer and/or the relevant authorities and do not form part of any offer or contract. These are not drawn to scale and are for the purpose of visual presentation only. The balcony shall not be enclosed unless with the approved balcony screen. For an illustration of the approved balcony screen, please refer to APPROVED BALCONY SCREEN DESIGN page of this brochure.



4-Bedroom Luxury

D1-T

Area: 166 sqm (including 9 sqm A/C Ledge, 12 sqm Balcony, 24 sqm Void)
Unit(s): #18-25



Note: *Mirror Image

Plans are subject to change/amendments as may be required and/or approved by the Developer and/or the relevant authorities and do not form part of any offer or contract. These are not drawn to scale and are for the purpose of visual presentation only. The balcony shall not be enclosed unless with the approved balcony screen. For an illustration of the approved balcony screen, please refer to APPROVED BALCONY SCREEN DESIGN page of this brochure.



5-Bedroom Luxury

E1

Area: 156 sqm (including 10 sqm A/C Ledge, 12 sqm Balcony)
Unit(s): #02-16 to #17-16



E1.P

Area: 156 sqm (including 10 sqm A/C Ledge, 12 sqm PES)
Unit(s): #01-16



Note: *Mirror Image

Plans are subject to change/amendments as may be required and/or approved by the Developer and/or the relevant authorities and do not form part of any offer or contract. These are not drawn to scale and are for the purpose of visual presentation only. The balcony shall not be enclosed unless with the approved balcony screen. For an illustration of the approved balcony screen, please refer to APPROVED BALCONY SCREEN DESIGN page of this brochure.



5-Bedroom Luxury

E1-T

Area: 180 sqm (including 10 sqm A/C Ledge, 12 sqm Balcony, 24 sqm Void)
Unit(s): #18-16



DOTTED LINE DENOTES VOID AREA OF 24 SQM ABOVE LIVING AND DINING WHICH IS PART OF THE STRATA AREA

Note: *Mirror Image

Plans are subject to change/amendments as may be required and/or approved by the Developer and/or the relevant authorities and do not form part of any offer or contract. These are not drawn to scale and are for the purpose of visual presentation only. The balcony shall not be enclosed unless with the approved balcony screen. For an illustration of the approved balcony screen, please refer to APPROVED BALCONY SCREEN DESIGN page of this brochure.

